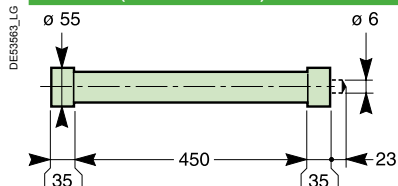


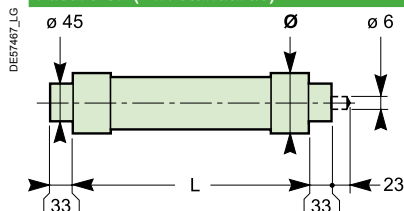
Fuses dimensions

Solefuse (UTE standards)



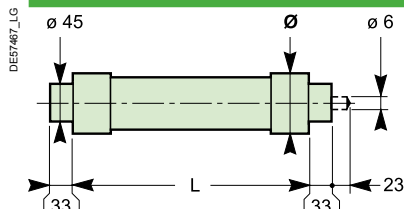
Ur (kV)	Ir (A)	L (mm)	Ø (mm)	Weight (kg)
7.2	6.3 to 125	450	55	2
12	100	450	55	2
17.5	80	450	55	2
24	6.3 to 63	450	55	2

Fusarc CF (DIN standards)



Ur (kV)	Ir (A)	L (mm)	Ø (mm)	Weight (kg)
7.2	125	292	86	3.3
12	6.3	292	50.5	1.2
	10	292	50.5	1.2
	16	292	50.5	1.2
	20	292	50.5	1.2
	25	292	57	1.5
	31.5	292	57	1.5
	40	292	57	1.5
	50	292	78.5	2.8
	63	292	78.5	2.8
	80	292	78.5	2.8
24	100	292	78.5	2.8
	6.3	442	50.5	1.6
	10	442	50.5	1.6
	16	442	50.5	1.6
	20	442	50.5	1.6
	25	442	57	2.2
	31.5	442	57	2.2
	40	442	57	2.2
	50	442	78.5	4.1
	63	442	78.5	4.1
36	80	442	86	5.3
	10	537	50.5	1.8
	16	537	50.5	1.8
	25	537	57	2.6
	31.5	537	78.5	4.7
	40	537	78.5	4.7
	50	537	86	6.4
	63	537	86	6.4

SIBA



Ur (kV)	Ir (A)	L (mm)	Ø (mm)	Weight (kg)
7.2	160	292	85	3.8
	200	292	85	5.4
12	125	292	67	2
	160	292	85	3.8
	200	292	85	3.8
17.5	125	442	85	5.4
24	100	442	85	5.4
	125	442	85	5.4